

Shared Resource Population & Promotion Survey Results

Number of Responses:

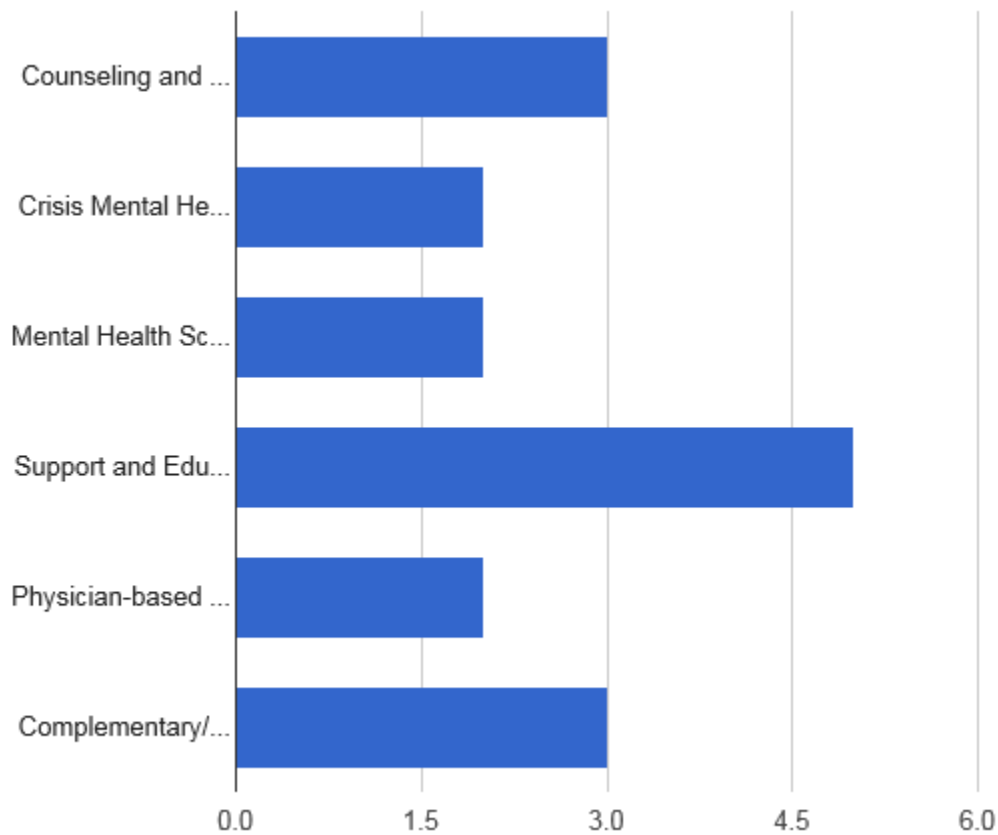
October: 5

November: 8

Behavioral health categories reviewed this month? (select all that apply)

Total Count (N)	Missing	Unique
6	7 (53.8%)	6

Counts/frequency: Counseling and Therapy (3, 50.0%), Crisis Mental Health (2, 33.3%), Mental Health Screening and Assessment (2, 33.3%), Support and Education for Families (5, 83.3%), Physician-based Psychiatric Services (2, 33.3%), Complementary/Alternative Therapies (3, 50.0%)

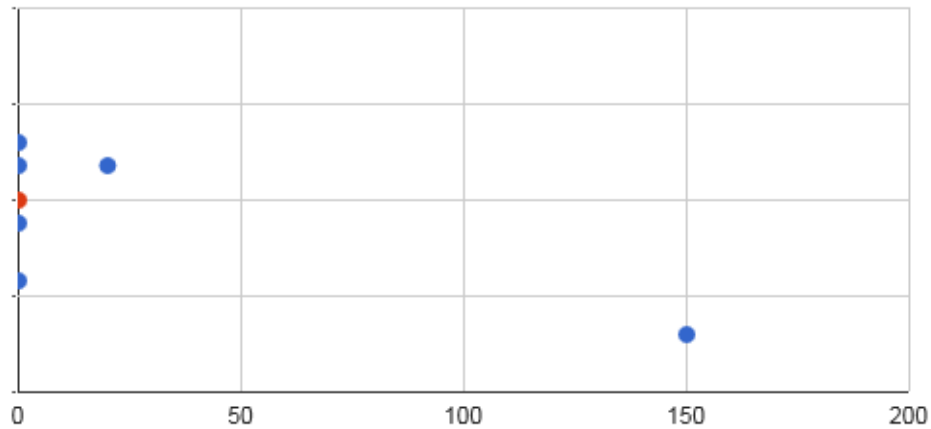


How many new behavioral health resources were identified by you or your team this month and submitted to WFS for review?

Total Count (N)	Missing	Unique	Min	Max	Mean	StDev	Sum	Percentile						
								0.05	0.10	0.25	0.50 Median	0.75	0.90	0.95
6	7 (53.8%)	3	0.00	150.00	28.33	60.14	170.00	0.00	0.00	0.00	0.00	15.00	85.00	117.50

Lowest values: 0, 0, 0, 0, 20

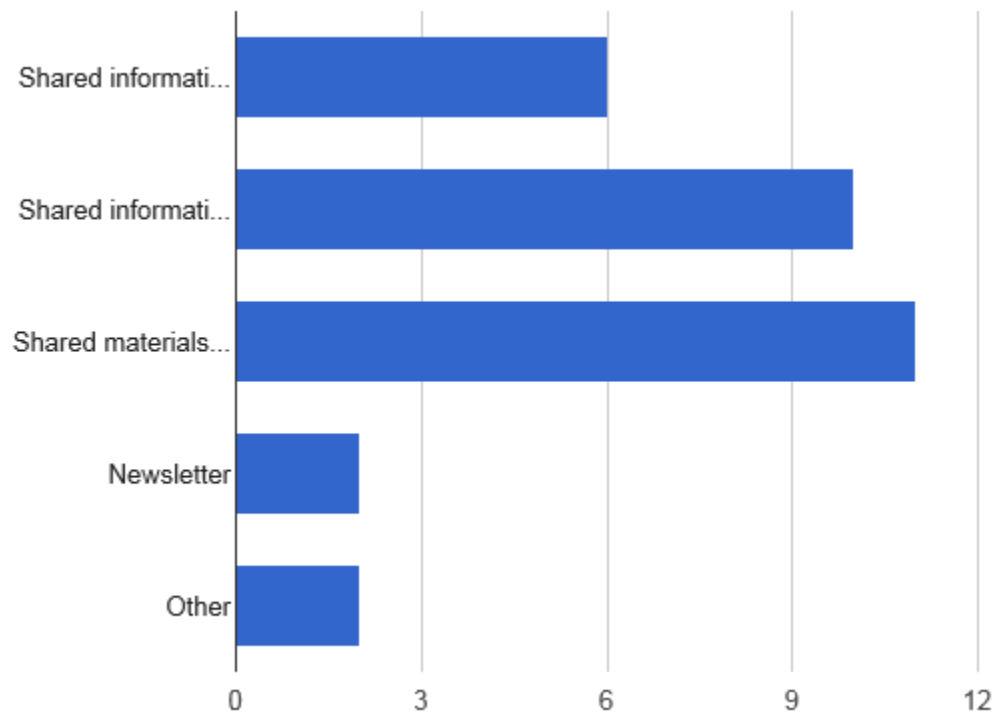
Highest values: 0, 0, 0, 20, 150



How have you promoted the Shared Resource this month? (select all that apply)

Total Count (N)	Missing	Unique
13	0 (0.0%)	5

Counts/frequency: Shared information at conference (6, 46.2%), Shared information at meeting (10, 76.9%), Shared materials with partners (11, 84.6%), Newsletter (2, 15.4%), Other (2, 15.4%)



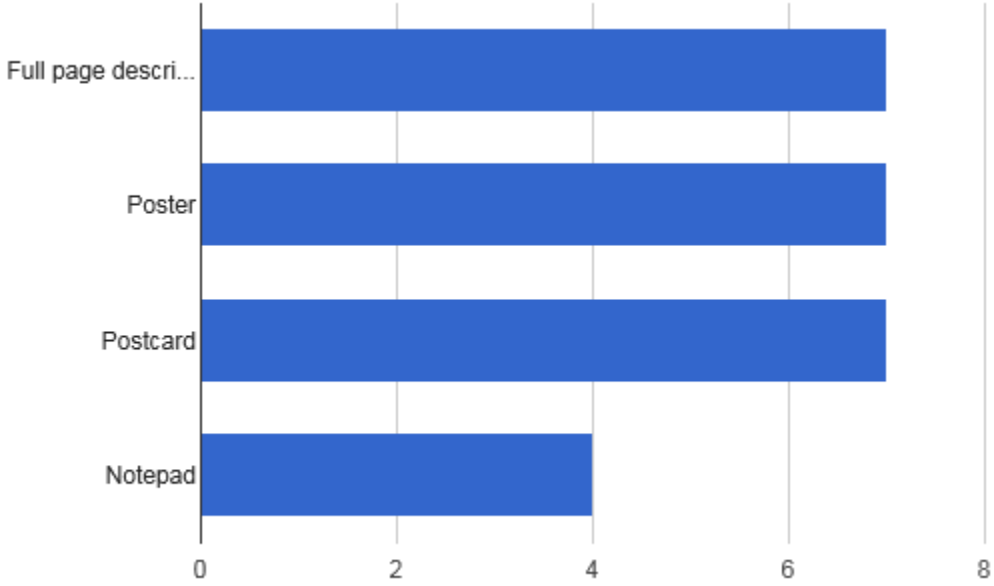
“Other” Responses:

- Directory Information and link to our website’s family and provider resource page.

Which materials were used in promoting the Shared Resource? (check all that apply)

Total Count (N)	Missing	Unique
10	3 (23.1%)	4

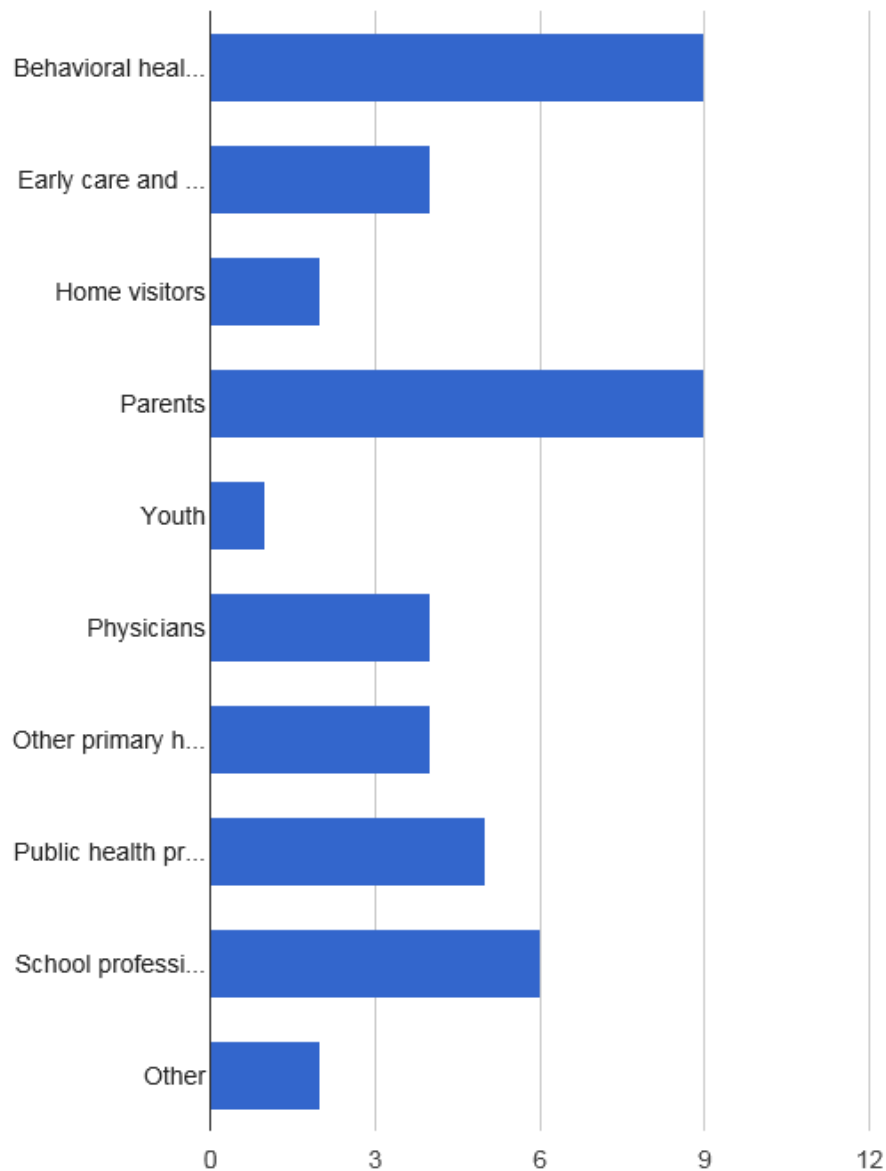
Counts/frequency: Full page description (7, 70.0%), Poster (7, 70.0%), Postcard (7, 70.0%), Notepad (4, 40.0%)



Which partners were targeted? (check all that apply)

Total Count (N)	Missing	Unique
13	0 (0.0%)	10

Counts/frequency: Behavioral health professionals (9, 69.2%), Early care and education/child care providers (4, 30.8%), Home visitors (2, 15.4%), Parents (9, 69.2%), Youth (1, 7.7%), Physicians (4, 30.8%), Other primary health care team members (4, 30.8%), Public health professionals (5, 38.5%), School professionals (6, 46.2%), Other (2, 15.4%)



“Other” Responses:

- Co-workers
- Coordinated Services Teams
- Put in the signature of my email