

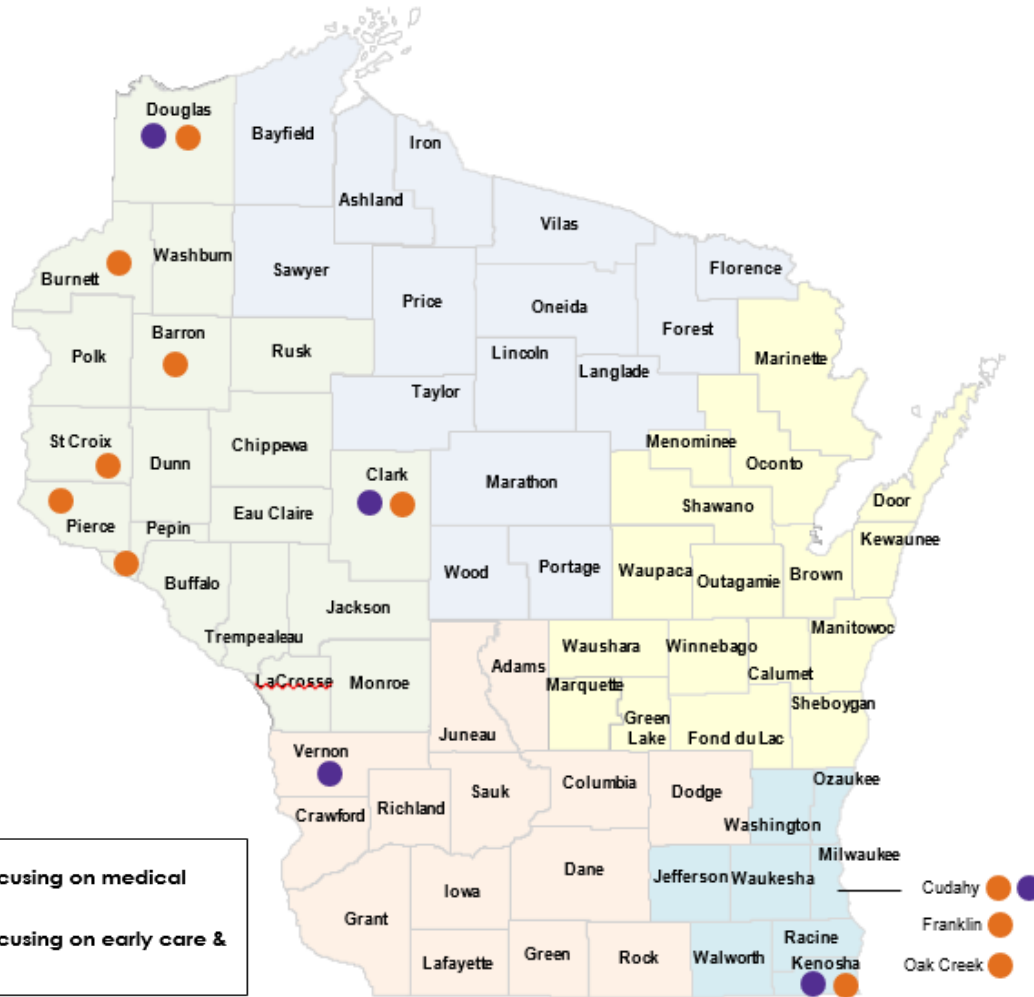
LPHD Developmental Screening Learning Community

November 15, 2017

Agenda

- Team Updates from: Clark County, Franklin, Pepin County & Pierce County
- Data Overview & 2017 Celebration
- Affinity Diagram Exercise

Introductions

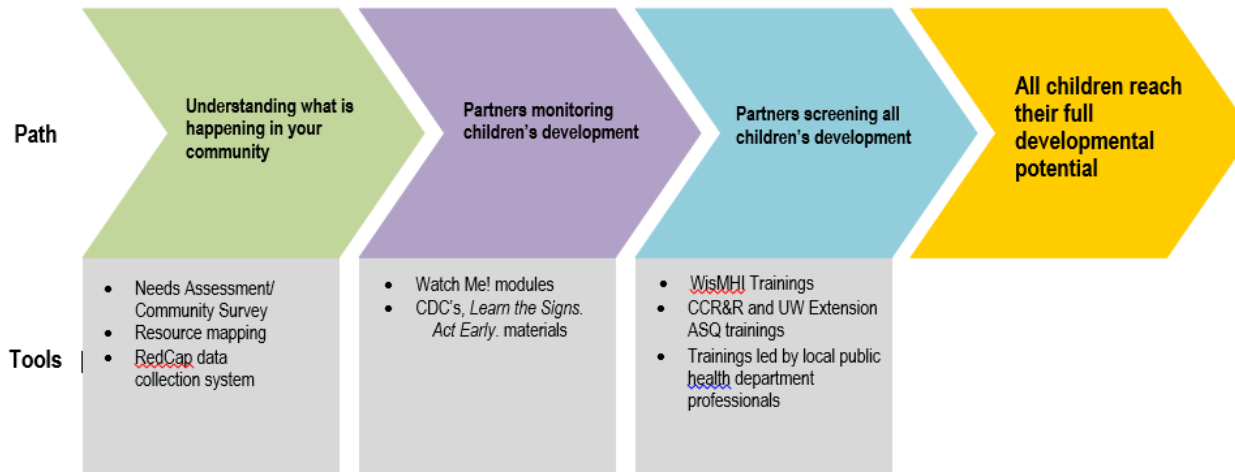


Team Updates

- How many years have you been working on developmental screening? Which audiences have been your focus?
- What partnerships have you had that have helped your work around developmental screening?
- What are your successes in this work? What helped you get there?
- What barriers have you faced, and how did you work to overcome them?
- Where do you think you are at on the [community path](#)? What has helped you get there? What might help you move to the next step?

Community Path

Community Path:
Progress Toward Universal Developmental Screening



Where is our community currently?
Where would we like to be?
What tools might we use to get there?



Why is Developmental Screening an MCH Objective?

- 33.7% of children less than 6 years received a developmental screen
- 50% of children less than 6 years and living under 400% FPL did not receive a developmental screen

National Survey of Children's Health, 2011-2012.

Your Impact

98 organizations the learning community partnered with, of which

- 88% = Child care sites
- 12% = Medical clinic sites

Your Impact

- 41 sites (220 individuals) received training or education on developmental screening
 - 31 sites conducting developmental screening

Celebrations

- Development of and updates to resource guides
- Backbone organization to convene early childhood coalitions
- Capacity building with partners: WIC, car seat programs, PNCC, libraries, service organizations
- Online ASQ availability
- Developmental screening information within well-baby letters

Creating an Affinity Diagram

What's an Affinity Diagram?

- QI tool used to categorize qualitative data

What's the goal?

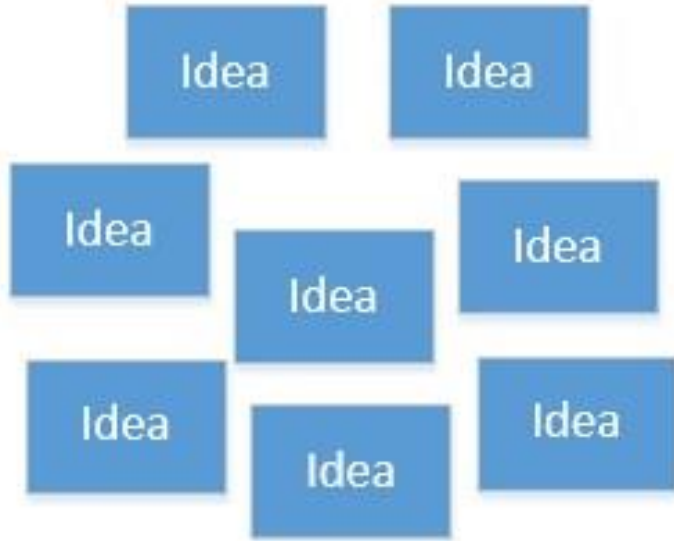
- Categorize items together that have some affinity
- Reduce large amount of information to a few useful focus areas

How is it used?

- Identified few, useful focus areas can identify drivers behind the work
- Drivers can be used to help create a driver diagram

Steps

- Reflect on question posed
- Brainstorm ideas (write 1 idea/post it)
- Sort ideas into groups (silently!)
- Create headings for each group
- Draw lines around group



Heading

Idea

Idea

Idea

Heading

Idea

Idea

Idea


Heading

Idea

Idea

Ready? Let's get to it!

excited



Question to consider

- How do communities make sure every child receives developmental screening?